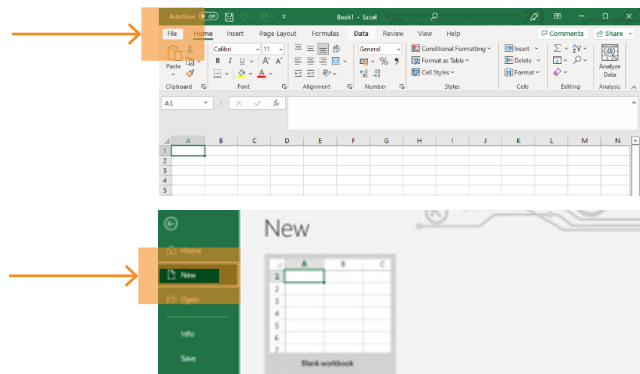


## To enter a larger number of items at once, you can use the function of uploading a .csv file.

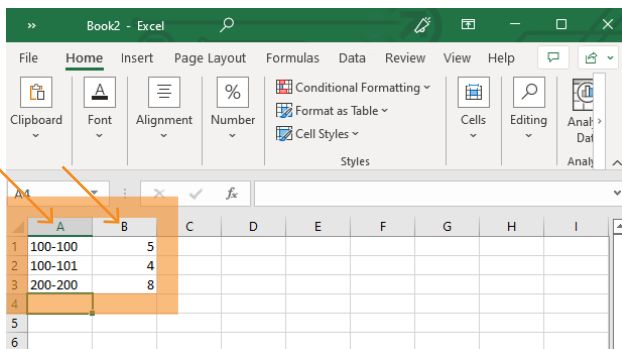
1. Open a spreadsheet program, e.g. MS Excel



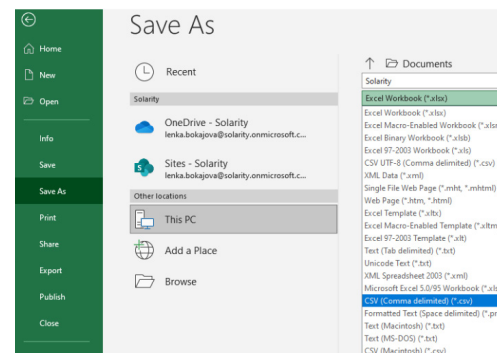
2. Open a new file



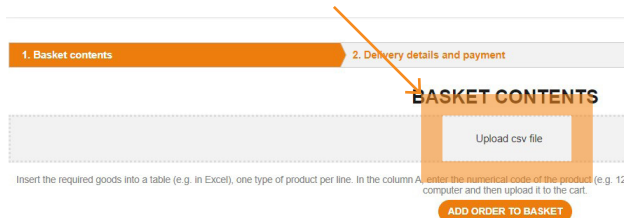
3. In the first column, enter the **code of the product** (e.g. 123-456), in the second the **required quantity**.



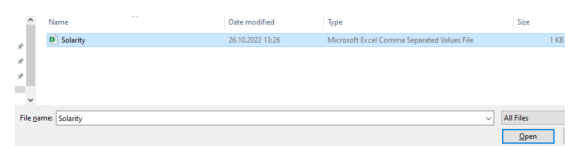
4. Save the new file in **.csv format** to your computer



5. At the top of the page with the contents of your cart, click **Upload .csv file**



6. Select the created **.csv file**



7. Add to cart

